



Patient Guide to Day Surgery



For Your Information

We want you to feel comfortable and informed about your scheduled surgery. Please review this guide for important information. Feel free to call us if you have any questions or concerns. We also welcome your comments and suggestions about your experience with us. Refer to the phone list on page 11.

Thank you for choosing Baylor.

Guide Contents

Your Scheduled Surgery and Pre-admission Testing	1
What to Expect on Your Pre-admission Testing Day	2-3
Fees and Medical Insurance	4
The Night Before Your Surgery	4
Your Medication List	5
Your Surgery History Form	6
The Day of Your Surgery	7-8
Recovery Room (Post Anesthesia Care Unit - PACU)	9
Going Home	9
Your Family and Friends	10
Information for Visitors	11
Helpful Phone Numbers	11
Baylor Dallas Campus Map	12-13
Baylor Dallas Freeway Map	14

To request additional copies of this guide, please call (214) 820-6200.

Your Surgery

Information about your scheduled surgery at Baylor University Medical Center at Dallas.

Your Surgery Day/Date

Time

Check-in Time: _____

Check-in Location: _____
at Baylor University Medical Center at Dallas

Please come to the listed check-in location at the check-in time to register and prepare for surgery.

Your Pre-admission Testing

- Your doctor determined that you will need pre-admission testing (which is not the same as pre-registration).

Your Pre-admission Testing Appointment

Time

Baylor Dallas Pre-admission Testing Clinic
Wadley Tower, Suite 254

Hours of operation: 8 a.m.-5 p.m. Monday-Friday
(214) 820-6200

If not yet scheduled, please call (214) 820-6200 to schedule a pre-admission testing appointment for 7-14 days before surgery.

If you would like hearing, speech, or visual assistance or if English is not your first language, please have your doctor notify O.R. scheduling at least 72 hours before your surgery.



What To Expect On Your Scheduled Pre-admission Testing Day

- Please allow 2 hours for this appointment.
- Fasting is not necessary for this appointment.
- A parking voucher for free valet or self-parking will be provided in the Pre-admission Testing Clinic.
- Upon arrival for pre-admission testing, please use valet parking or self-park in the areas marked for patients/visitors. Below are the parking options nearest to Wadley Tower. See the maps and additional parking options on pages 12-14.

Valet parking at Baylor Medical Plaza (=Wadley and Barnett towers). Enter the circle drive from Washington Ave. (between Gaston Ave. and Junius St.). Valet service is available weekdays (Monday-Friday), 6:30 a.m.-10 p.m.

Self-park in garage 8: located beneath Baylor Medical Plaza (=Wadley and Barnett towers). Enter the underground garage from Junius St., near Washington Ave.

Self-park in garages 5 or 4: located across Junius St. from Baylor Medical Plaza (=Barnett and Wadley towers) and Jonsson Hospital. Enter these above-ground garages from Junius St.

- To request a wheelchair, call the Baylor Concierge at (214) 818-6400.
- Check-in at the Pre-admission Testing Clinic on the second floor of Wadley Tower, suite 254.
- If lost on the way to your appointment or surgery, please call (214) 820-2076 for assistance.

Bring These to Check-in:

- Your driver's license or federally issued photo I.D.
- Your insurance card
- Completed medication list and surgery history form on pages 5-6 in this guide. Add additional pages, if needed.
- Your advance directives (optional). Find advance directives forms online at www.BaylorHealth.com or request in Pre-admission Testing Clinic and other patient care areas at Baylor.
- Cash, check or credit card for co-payments or deductibles for your surgery.

In Pre-admission Testing, You Will:

- Provide your medical history and a list of all your current medicine(s), with the dosage(s) and time(s) to be taken. Use the medication list and surgery history form on pages 5-6 in this guide.
- Have your blood pressure, height, and weight measured.
- Receive pre-op imaging tests that your doctor orders.
- Be escorted to the Lab if your doctor has ordered pre-op lab tests such as an EKG or a blood draw.



Fees and Medical Insurance

- Baylor Dallas accepts most major commercial insurance, HMO/PPO plans, Medicare, Workers' Compensation and Medicaid.
- Medicare replacement plans may be accepted only with a high level of approval, which may delay the registration process.
- Baylor collects payment for deductibles, co-payments and a portion of your out-of-pocket expenses before surgery at your pre-admission appointment.
- Baylor bills your insurance carrier for facility fee charges. After their consideration, you will be billed for the remaining balance.
- For these out-of-pocket expenses, American Express, Discover, MasterCard, VISA, personal checks, cashier's check and cash are accepted.
- If you have questions regarding fees or insurance, please feel free to call us. In some circumstances, payment plans may be arranged. Speak with our financial counselor in advance by calling (214) 820-3484.

The Night Before Your Surgery

- For your safety, please do not EAT or DRINK anything (including water) after midnight (12 a.m.) the night before your surgery, unless otherwise instructed by your surgeon or anesthesiologist. This includes hard candy, gum, chewing tobacco, ice chips, and prescription medications (unless specifically directed by your doctor).
- Do not smoke within 12 hours before surgery.
- Do not consume alcohol within 24 hours before surgery.
- To minimize the chance of infection, bathe or shower the night before or morning of your surgery, but do not shave or wax near the surgical site.
- You may brush your teeth, but DO NOT swallow any water.

Surgery History

Please provide information about all surgeries and procedures that you have had. If you are unsure of any of the information requested, please discuss with a staff member so that we may have an accurate and current record of all past surgeries and procedures.

Past Suguries & Procedures	DATE (MM/DD/YYYY)
Appendectomy <input type="checkbox"/> Yes <input type="checkbox"/> No	
Tonsillectomy <input type="checkbox"/> Yes <input type="checkbox"/> No	
Hysterectomy <input type="checkbox"/> Yes <input type="checkbox"/> No	
Hernia <input type="checkbox"/> Yes <input type="checkbox"/> No	
Mastectomy <input type="checkbox"/> Yes <input type="checkbox"/> No	
Orthopedic <input type="checkbox"/> Yes <input type="checkbox"/> No	
Spinal surgery <input type="checkbox"/> Yes <input type="checkbox"/> No	
Colon surgery <input type="checkbox"/> Yes <input type="checkbox"/> No	

Not a permanent part of the medical record.



The Day of Your Surgery

- Please do not wear makeup, lotions, oils, or nail polish. If you wear contact lenses, dentures or hearing aids, bring their cases because you must remove them before surgery.
- Please do not wear or bring valuables on your day of surgery. Remove all jewelry, including body piercings.
- Storage space is not available, so personal belongings (bags, luggage, etc.) should be kept by your loved ones or locked in a car until you have been assigned to a patient room after surgery.
- Bring your driver's license, insurance card, advance directives, and any paperwork your doctor sent with you.
- Guardians must bring written proof of guardianship on the day of surgery; without this documentation, surgery may be delayed.
- If the patient is a child, one or both parents (or guardians) must remain at the hospital during the child's stay. For the drive home, we suggest having a second adult to help care for the child on the trip home.
- You will not be able to drive yourself home after surgery. Arrange for an adult family member or friend to drive you home and help get you settled.

What to Expect

- In Pre-op Holding, you will change into a surgical gown and cap.
- Place your clothing and personal items in the provided bag that your loved ones will keep during surgery.
- Your nurse will confirm your identification, review your chart and start your I.V.
- Any additional required lab or other testing will be done at this time.
- Before going to the operating room, your surgeon and OR nurse will visit with you and answer any questions.

Anesthesia

- Your anesthesia provider will evaluate you before surgery and discuss the benefits, risks and alternatives associated with using anesthesia.
- You will sign a consent form stating that you've discussed anesthesia care with an anesthesia provider and that you agree to move forward with the procedure. Please ask any questions or voice any concerns before signing this consent form.



Recovery Room (Post Anesthesia Care Unit – PACU)

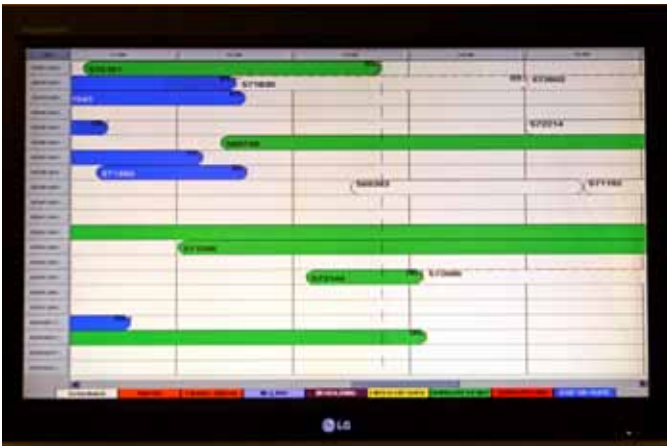
- Immediately following surgery, you will be taken to our recovery room (post-anesthesia care unit or PACU) to be closely monitored.
- Once you are settled, the PACU nurse will contact either a family member or the hospital-appointed family liaison to notify them you are out of surgery. Baylor is an open-access facility, so your loved ones are welcome to visit you in recovery.
- Our nurses' primary goal is your safety and stability after surgery. Therefore, your PACU nurse may advise visitors of the best time to see you. Two visitors are allowed at the patient's bedside at a time.
- Visitors should turn off cell phones and other wireless devices prior to entering the PACU.
- The amount of time you spend in recovery depends on the type of surgery and/or anesthesia you have had.
- You may be transported to a patient room for further monitoring before going home.

Going Home

- The medical staff will discharge you once they determine you are in stable condition, *however*, you could still feel sleepy, slightly dizzy, or nauseated. These are possible (and normal) side effects of anesthesia and can last for 12–24 hours after surgery.
- Your doctor or nurse will explain your discharge instructions and home care. Before you leave the hospital, make sure you understand their instructions and whom to contact with questions or concerns.
- Once home, call your doctor immediately if you have any symptoms of an infection, such as redness and pain at the surgery site, drainage or fever.

Your Family and Friends

- Before or at the start of surgery, a family liaison will meet you and those who have accompanied you. The family liaison guides your loved ones through the surgical process and gives non-medical updates.
- Our goal is to provide an update to your family every few hours. If the surgery lasts less than one hour, your loved ones will be notified when you have been moved to post-op recovery.
- Each family liaison carries a cell phone and your loved ones will have the number to call him/her at any time during your procedure.
- Two people may stay with you before surgery. Space limitations prevent more visitors in this area.
- When you are taken to surgery, staff will direct your loved ones to the appropriate waiting area or assigned patient room.
- To keep loved ones updated on your status during surgery, Baylor Dallas also uses patient tracking monitors (see photo, below) in designated waiting areas. Upon check-in, each patient is assigned a unique tracking number. Loved ones receive instructions on how to read information displayed on the monitor.



Other Information for Visitors

- Once the patient has left the PACU and has been moved to their room, guests are welcome to visit throughout the day. One family member is permitted to stay overnight with a patient.
- Children under the age of 12 should be supervised by another adult when visiting and are not allowed to stay overnight.
- Sick adults and children who could infect the patient or others (i.e., runny nose, cough, fever) should not visit the hospital.

Helpful Phone Numbers

Baylor University Medical Center Dallas Operator	(214) 820-0111
Billing	(214) 820-6600
Chaplains/Pastoral Care	(214) 820-2542
Concierge in Baylor Medical Plaza	(214) 820-2189
Day Surgery	(214) 820-2076
Gastroenterology (GI) Lab	(214) 820-3463
Guest Services (translation, compliments and complaints)	(214) 820-2833
Hotel in Baylor Medical Plaza	(214) 820-7000
Patient Registration	(214) 820-2264
Pre-admission Testing	(214) 820-6383
Pre-admission Appointment Scheduling	(214) 820-6200
Radiology	(214) 820-7440
Safety Escorts and Baylor Police	(214) 820-4444

If you are lost, call (214) 820-2076.



Medical Imaging

Roberts 1st Floor

Roberts Surgery Waiting Area

Roberts Suite 250

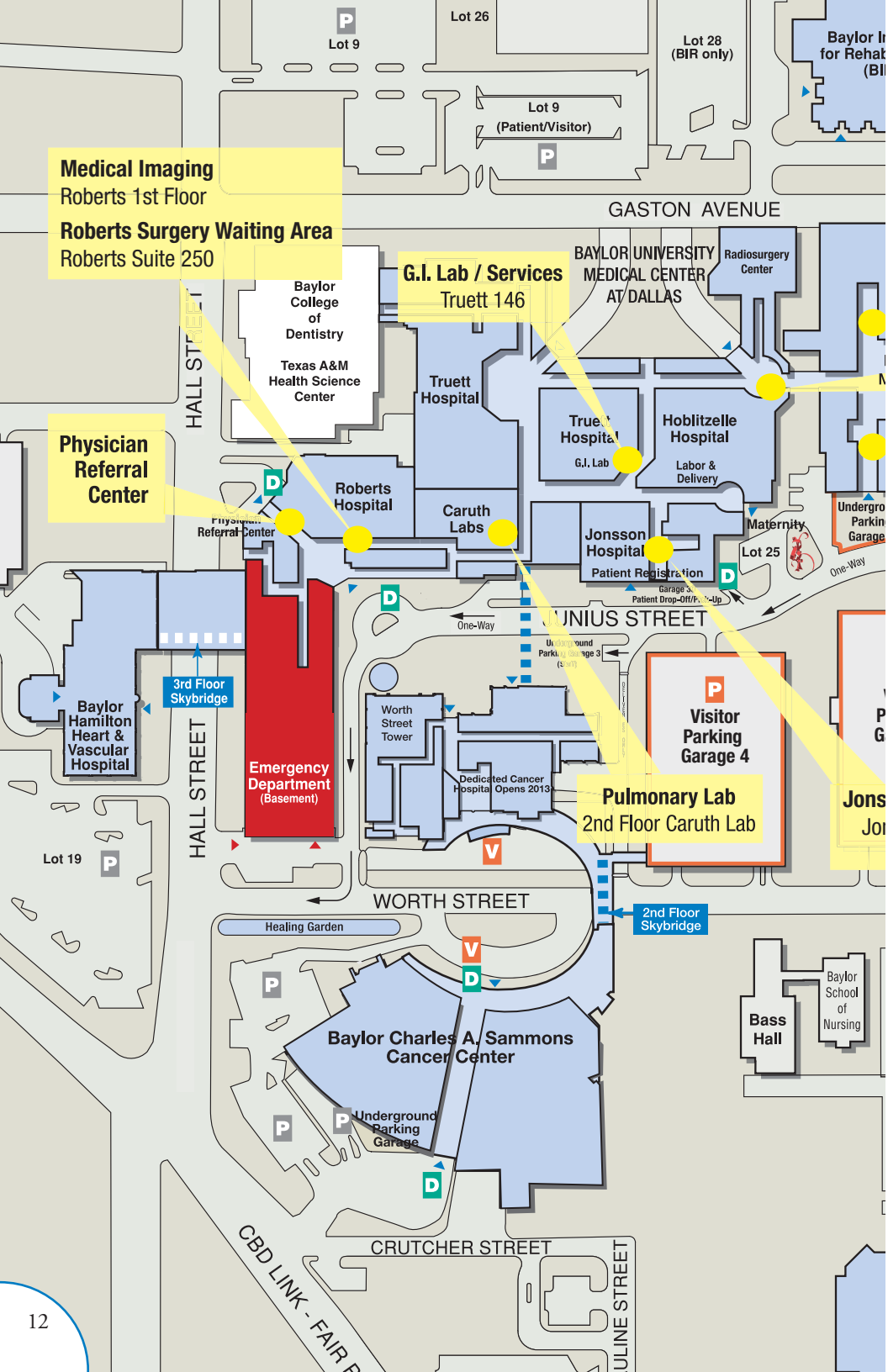
Physician Referral Center


G.I. Lab / Services

Truett 146

Pulmonary Lab

2nd Floor Caruth Lab

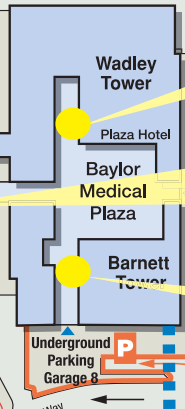




Lot 27
(Patient/Visitor
& Staff)



**If you are lost, call
(214) 820-2076**



Pre-Admit
Wadley Suite 254

**AM Admit Check-In
Day Surgery**
Hoblitzelle 2nd Floor

Outpatient Imaging
Barnett Suite 210



Jonsson Surgery Center
Jonsson Waiting Area
Suite 550



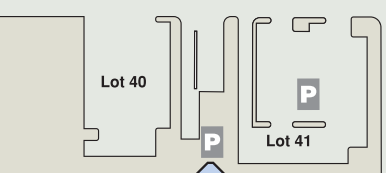
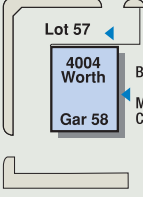
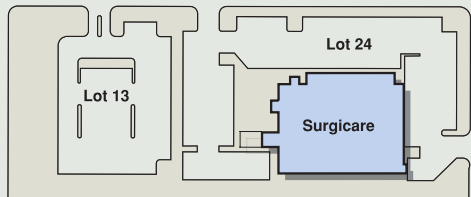
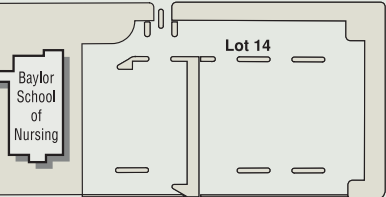
Baylor Diagnostic Imaging Center
Suite 100
Darlene G. Cass Women's Imaging
Suite 200

GASTON AVENUE


BIRD STREET

JUNIUS STREET

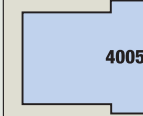
Parking
Garage 7
(Patient/Visitor
& Staff)



WASHINGTON AVENUE



HILL AVENUE



CRUTCHER STREET

Advanced Imaging Center
Suite 1000



3500 Gaston Avenue
Dallas, Texas 75246
BaylorHealth.com/Dallas
214.820.0111



Take a virtual tour of Baylor University Medical Center at Dallas
online at www.BaylorHealth.com/Dallas.